

CANE

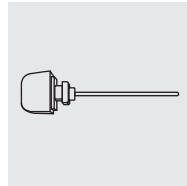
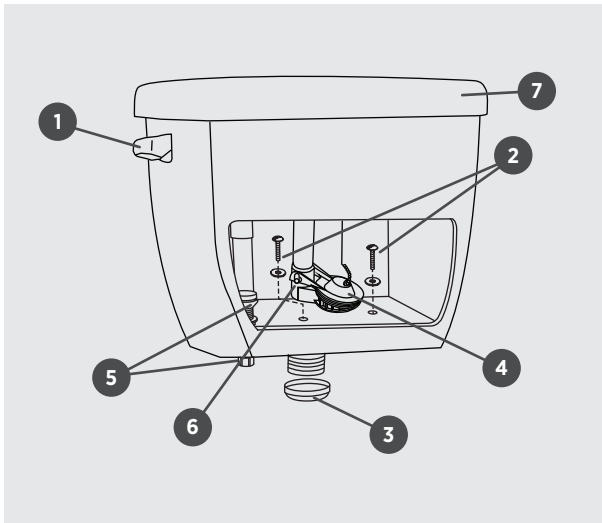
12" ROUGH-IN TANK
PLOMBERIE BRUTE DE 12 PO

- 4721BFT Lined Tank / Réservoir isolé
- 4721BFTU Unlined Tank / Réservoir non-isolé

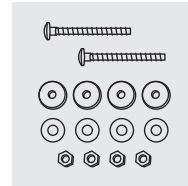
6.0LPF / 1.6GPF



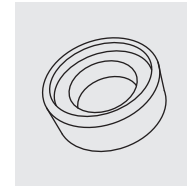
ILLUSTRATED PARTS LIST | LISTE DE PIÈCES ILLUSTRÉE



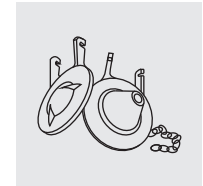
1 | PB-T LEVER-RT-A5601
HANDLE
BOUTON



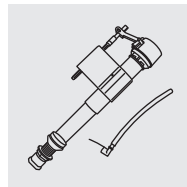
2 | PB-CONTRAC TANK-HW
TANK HARDWARE
MATÉRIEL DE RÉSERVOIR



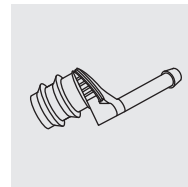
3 | PB-TGASK 2IN-R610124
GASKET
JOINT



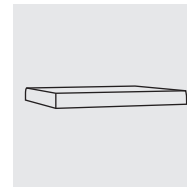
4 | PB-FLAPPER 2IN-RT-CR
FLAPPER
CLAPET



5 | PB-FILLV-RT-A1250
FILL VALVE
ROBINET DE REMPLISSAGE



6 | PB-FLUSHV-RT-A2101
FLUSH VALVE
ROBINET DE CHASSE



7 | PB-4721BFV-SW TLID
TANK LID
COUVERCLE DU RÉSERVOIR