

TL-2005-WL-GB

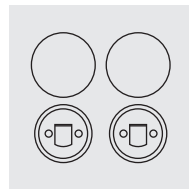
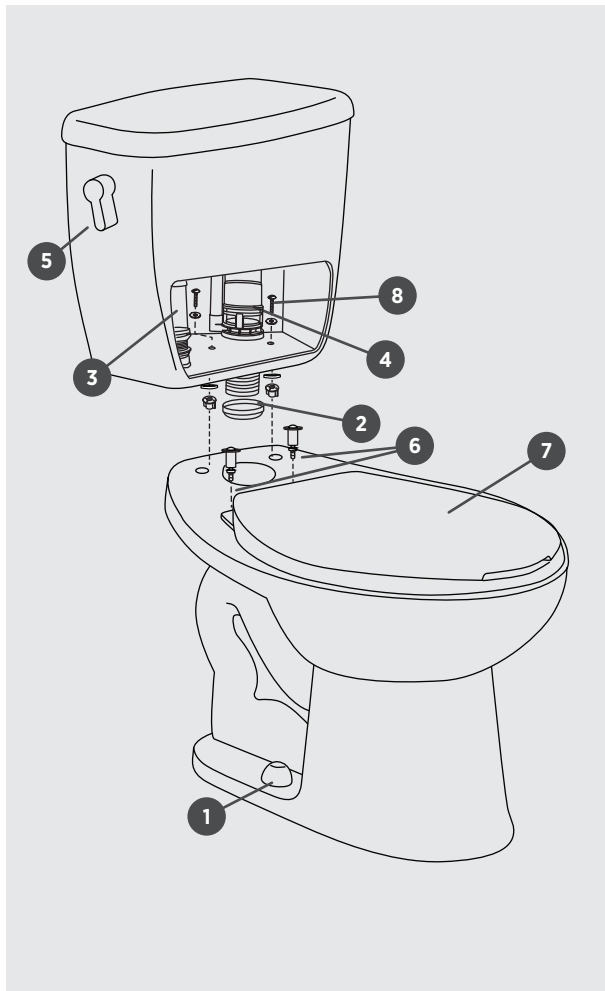
TWO PIECE HIGH EFFICIENCY DUAL FLUSH TOILET
TOILETTE DEUX PIÈCES HAUTE EFFICACITÉ

□ **TL-2005-WL-GB** Lined Tank / Réservoir isolé

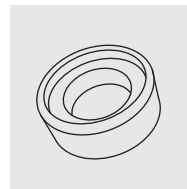


6.0LPF / 1.6GPF OR (OU) 4.1LPF / 1.1GPF

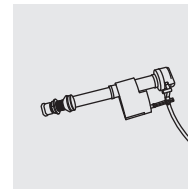
ILLUSTRATED PARTS LIST | LISTE DE PIÈCES ILLUSTRÉE



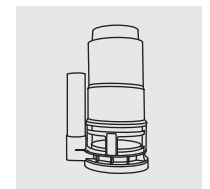
1 |
PB-T BOLT CAP STD W
BOLT CAPS
BOUCHONS



2 |
PB-TGASK 2IN-R610124
GASKET
JOINT



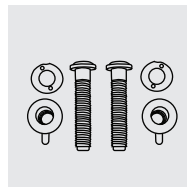
3 |
PB-FILLV-RT-A1260
FILL VALVE
ROBINET DE REMPLISSAGE



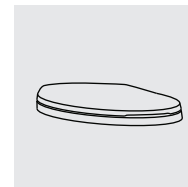
4 |
PB-FLUSHV-RTA2432300
FLUSH VALVE
ROBINET DE CHASSE



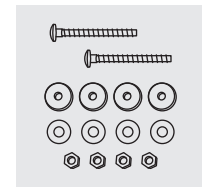
5 |
PB-LEVER-A2432303006
HANDLE
BOUTON



6 |
PB-TS HW-H-S6120
TOILET SEAT HARDWARE
MATÉRIEL SIÈGE DE TOILETTE



7 |
PB-STD TSEAT-H-S6120
TOILET SEAT
SIÈGE DE TOILETTE



8 |
PB-TOILET TANK HW
TANK HARDWARE
MATÉRIEL DE RÉSERVOIR