

CARLTON

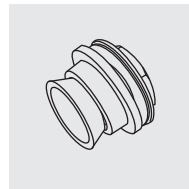
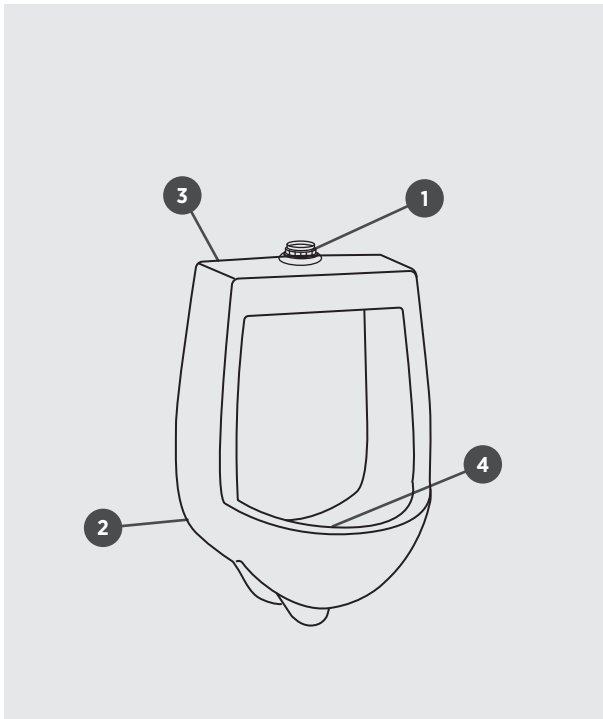
WALL MOUNTED URINAL URINOIR MURAL

□ **4810BFX** Top Inlet / Alimentation par le dessus

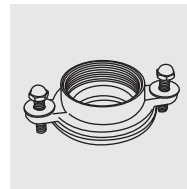
1.9LPF / 0.5GPF



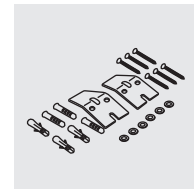
ILLUSTRATED PARTS LIST | LISTE DE PIÈCES ILLUSTRÉE



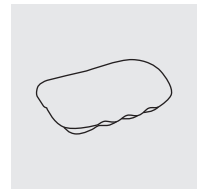
1 |
PB-INLETSPUD .75 IN
INLET SPUD
ENTRÉE RACCORD



2 |
PBC-OUTLETFLANGE 2IN
OUTLET CONNECTION
CONNEXION DE SORTIE



3 |
PBC-URINALMOUNT
WALLMOUNT HARDWARE KIT
KIT DE FIXATION MURALE



4 |
PB-4810BFXPLATECOVER
DRAIN COVER
COUVERCLE DE VIDANGE

*Flushometer not included