

KOLBY

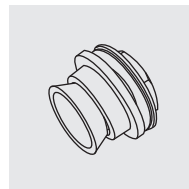
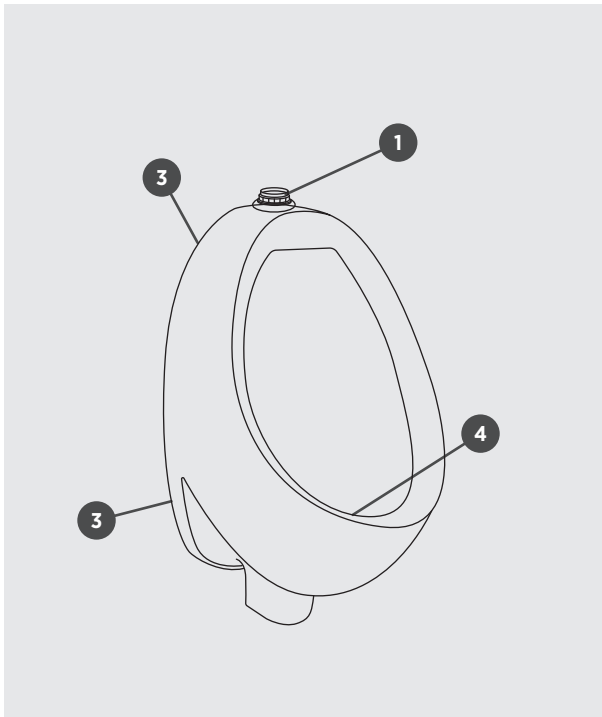
WALL MOUNTED URINAL URINOIR MURAL

- **4810BSX** Top Inlet / Alimentation par le dessus
- **4810BSY** Rear Inlet / Alimentation par l'arrière

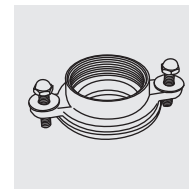
0.5LPF / 0.125GPF



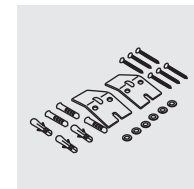
ILLUSTRATED PARTS LIST | LISTE DE PIÈCES ILLUSTRÉE



1 | PB-INLETSPUD .75 IN
INLET SPUD
ENTRÉE RACCORD



2 | PBC-OUTLETFLANGE 2IN
OUTLET CONNECTION
CONNEXION DE SORTIE



3 | PBC-URINALMOUNT
WALLMOUNT HARDWARE KIT
KIT DE FIXATION MURALE



4 | PB-4810BSX-D COVER
DRAIN COVER
COUVERCLE DE VIDANGE

*Flushometer not included